




Wyoming Patchwords

WYOMING STATE QUILT GUILD NEWSLETTER

December 2014—January 2015

Volume 16 -No. 6

WHERE ARE THEY NOW? FOUNDING MEMBER BONNY STONEMARK



In 1993, I met with three friends, Twila Christensen, Nancy Vase and Jeanne Allen. Our wish was to unite all the quilters in Wyoming and keep them informed about quilting activities in the state. Our plan was to start a state newsletter. We decided on a name for the newsletter, *The Wyoming Quilting Newsletter*. Nancy had the degree in journalism, but I

had the computer, so I was the designated editor. Everyone pitched in to create this communication. The four of us worked hard and managed to make deadlines and publish *The Wyoming Quilting Newsletter*, quarterly.

Quilters across the state of Wyoming were asked to subscribe to *The Wyoming Quilting Newsletter*, and they did so, with blind faith that our dream would become a reality. Quilt stores were asked to send donations and also purchase ads in the newsletter. Once again, these wonderful folks came through with flying colors.

To fill the publication we asked all the Guilds in the state to contribute news of their activities. There was much quilting activity in Wyoming and now all quilters could be informed about that activity.

Happily, the newsletter was a success and quilters kept subscribing to our publication. The four of us continued with this endeavor for about four years.

In June of 1997 a dozen-plus quilters met at the library in Rawlins (the most central city in Wyoming) to discuss starting a state quilt guild. What a busy meeting that was. We decided on a name and vision for the group. The next discussion was about a state meeting, with classes, speakers, overnight accommodations, and the works. Many of the gals felt that it was too soon to plan a state meeting (I'll have to admit, I was one of those doubters) but Wilda Vance and several others were sure

we could pull off a state quilt meeting. They were convincing enough that it was decided that we would hold our first Wyoming State Quilt Guild meeting in Casper and do the best we could to have a wonderful and educational event. I will use the cliché, *and the rest is history*.

To describe what happened next: We had a State Guild — The Wyoming State Quilt Guild. We had a constitution, and we had members. From then on, we didn't sell subscriptions to the newsletter. Membership in the Guild brought a subscription as part of the benefits of membership. The Guild was divided into five regions and each region had a representative on the Board. This was the way we could keep in touch with all areas of the state. It was also decided that the annual meetings would rotate among the various regions even though some of the sites took more imagination than others.

Once the Guild was well established, I worked with Eva Knight of Cheyenne to apply for 501(c)(3) status. With much help from Eva's husband, Bob, the status was granted and we were a nonprofit corporation.

In 1999 the *Wyoming Quilting Newsletter* received the *Golden Needle Award* from the Wyoming State Quilt Guild for uniting Wyoming quilters. We had achieved our goal.

I had the opportunity to be the co-chair, with Jeanne Allen, for the annual meeting held in the Southwest Region in 2000. This was a big job, but what wonderful feelings following a successful gathering. It was at this meeting that I resigned as the publisher of *the Wyoming Quilting Newsletter*. My husband and I were going to move to Colorado in the near future.

The publication now known as *Wyoming Patchwords* has continued to unite Wyoming Quilters and has become a very professional and attractive publication. I am pleased that I was able to help get all of this started.

Bonny Stonemark

In This Issue

- | | | | | | |
|---|------------------------------------|---|---|----|--------------------|
| 1 | Founding Member-Bonny Stonemark | 3 | Help Your Quilt Part 3-Barb Gorges | 5 | Regional Directors |
| 2 | President's Message-Mary Lee Dixon | 4 | Quilt Adventure Tour—Jennifer Golden | 13 | Events |
| 2 | Officers and Appointees | 4 | Wyoming Fiber Trails3 | 15 | Membership Form |
| 2 | Membership Report-Barbara Davis | 4 | 2015 Opportunity Quilt Display Schedule | 16 | Advertising Rates |



President's Message



Mary Lee Dixon

We have been lucky this past October with wonderful warm weather but I think our luck has run out!

Fall is here and makes me want to stay in my sewing room. So many projects—so little time! Your state board had a fantastic turnout for our annual face-to-face meeting in Casper in early November. We covered a myriad of topics everything from welcome letters to quilt stand condition. The ladies are forward thinking and energetic, getting things done and gaining recognition for our organization.

As always, your board, especially your Regional Directors, want to hear from the membership on happenings and ideas around the state. With the holidays approaching, take time for family and friends to count blessings and enjoy each other. Keep your fingers out of the way of rotary cutters and sewing machine needles as you finish up those last minute Christmas projects! Have a Happy Thanksgiving and a Merry Christmas!

Mary Lee Dixon, WSQG President

Membership Report

Welcome New Members !

Northeast: Peggy Moller (Newcastle)
Northwest: Kathy Lichtendahl (Clark)
Southeast: Andrea Graham (Laramie), Linda Herget (Cheyenne), Variety Artisans Fabrics & Gifts (Chugwater)
Southwest: Deb Schutz (Pinedale)
Out of State: Jane Chesley (UT), Sydnie McConnell (CO), Kathleen Socba (UT)

Membership as of November 9, 2014

Central	90
Northeast	110
Northwest	31
Southeast	121
Southwest	47
Out-of-State	<u>35</u>
TOTAL:	434



Barbara Davis
Membership Director
allenraydavis@q.com

Renew now for 2015!

Please remember to send in the form with your dues.

The 2015 Membership Form is on Page 15

WSQG Elected Officers and Appointees

President Mary Lee Dixon

503 Princeton Lane, Cheyenne, WY 82009
 (307) 778-8797 dandmdixon91@gmail.com

Past President Donna Weeden

402 Murphy Gulch Road, Banner, WY 82832
 (307) 737-2558 quiltsbydonna@rangeweb.net

Vice President/President-Elect April Pendleton

150 Jefferson, Lander, WY 82520
 (307) 349-0041 aprilp@bresnan.net

Treasurer Janice Benson

4215 Navajo, Laramie, WY 82072
 (307) 721-8077 jabenson@uwyo.edu

Secretary Linda Herget

129 Stanfield Avenue, Cheyenne, WY 82007
 (307) 635-0921 slherget@msn.com

REGIONAL DIRECTORS

Northwest—Marylou Doyle

PO Box 8, Hyattville, WY 82428
 (307) 469-2253 ldoyle@tctwest.net

Southwest—Debbie Wolfe

3448 Brickyard Avenue, Rock Springs, WY 82901
 (307) 389-9267 dcwolfeqlts@yahoo.com

Central—Deb Zelenak

88 Sacajawea Avenue, Lander, WY 82520
 (307) 438-1609 dzducks@wyoming.com

Northeast—Diana Wilsey-Geer

915 Delaware Drive, Buffalo, WY 82834
 (307) 684-2000 quiltntherapy@yahoo.com

Northeast-Vikki Chenette

PO Box 98, Buffalo, WY 82834
 (307) 620-9055 vchenette@wbaccess.net

Southeast—Susan Hoover

831 Morningside Drive, Cheyenne, WY 82001
 (307) 421-3976 slhoover53@yahoo.com

Director-at-Large Jennifer Golden

6 Rocky Lane, Sheridan, WY 82801
 (307) 672-8326/(303) 525-2904 jengolden411@gmail.com

Membership Director Barbara Davis

PO Box 866, Glenrock, WY 82637
 (307) 436-9016 allenraydavis@q.com

Books for County Libraries Tauna Leathers

1507 Ord Street, Laramie, WY 82070
 (307) 742-7408 charlietuna@wyomingathletics.com

Historian Joan Anderson

571 South Walsh Drive, Casper, WY 82609
 (307) 689-1727 bensam@bresnan.net

Properties Linda Hamilton

PO Box 9, Hyattville, WY 82428
 (307) 469-2272 hri@tctwest.net

Newsletter Editor and Web Mistress

Virginia Ohr

193 Kumor Road, Buffalo, WY 82834
 (307) 684-1466 wsqg@hotmail.com

Masthead designed and donated by Laura Costy from Casper, WY, currently residing in Fort Collins, CO

**The Wyoming State Quilt Guild
 is a nonprofit organization.**

All officers, directors and appointees are volunteers.

How Quilt-making Material Choices Lengthen Quilt Life

How to Help Your Quilt Live to 100, Part 3 By Barb Gorges

In the previous column I discussed how antique quilts show us the benefits of choosing good quality fabrics in helping our quilts survive more than one generation, and how you can decide if a fabric is qualified to be in your quilt.

Quilt-longevity genetics depend on more than quality fabric and a quilt-care label (see previous columns at <http://gorgesquiltslabels.com/>). I found out the hard way that thread and fabric should be compatible. Years ago I pieced cotton fabric with polyester thread when I made a quilted couch pillow that got a lot of hard use. The polyester thread, much stronger than the cotton fabric, sawed right through along the seam lines. With the seam allowances cut off, there was no way to repair the patchwork.

A few years later, I brought home-tied patchwork quilts my mother had made for my sister and me when we were little.



All of the diagonal seams had popped open because the thread used for piecing had broken. I was able to re-stitch the seams because the seam allowances were still intact. And then

I added a lot more yarn ties so that the quilt top had more support from the backing and the diagonal seams wouldn't be under so much stress.

The borders of my first quilted pillow were not properly quilted and with use, the strong polyester thread sawed through the cotton fabric, cutting off the seam allowance. The green fabric is a polyester

Back when I started quilting in the 1970s, everything was tied or quilted by hand and we were always trying to get away with the least amount of quilting so we could start new projects. Remembering my mom's tied quilts, I told students to always use cotton thread for piecing cotton fabrics. But now with the advent of copious machine quilting, there is very little chance that patchwork seams will ever flex enough to come undone, so it might not matter if your thread and fabric are of the same substance, or the piecing thread is stronger than the fabric.

However, I do have reservations about using plastic in quilts. Polyester and all its cousins are everywhere in quilting: thread, trims, batting. The woman I learned to hand quilt from made lots of polyester double-knit quilts because every-

one kept giving her fabric they found to be not very comfortable to wear—it didn't breathe. We joked that her quilts would never disintegrate like cotton and in the distant future, archeologists will find only her quilts.

But I'm not so sure plastic materials will age that well. Some get brittle. Some turn yellow. Some get sticky. And that's before being subjected to attic temperatures. I already know that polyester batting in a quilt used nightly for a number of years completely loses its loft. I'm not sure the pilling problem—little polyester batting fibers poking through to the quilt surface and then tying themselves together in knotty pills—has been solved. Though copious quilting might keep the batting from rubbing against the fabrics and poking through as much.

The biggest reason for using natural fibers for quilt batting—silk, wool and cotton (I don't count bamboo because it is more like polyester) is breathability. In these discussions on what will help your bed quilt live to be 100 years old, comfort—as well as appearance—matter a lot. You want the next owners to keep your quilt for themselves instead of giving it to the dog if they don't like it.

I'm also concerned about quilt-making aids that add chemicals to your quilt that are not washed out when the quilt is finished. Fusibles come to mind. I think they are great for fun wall hangings that you don't expect to live that long. Fabric paints and markers fall in the same category, as do most non-fabric embellishments. There's just no telling yet how some of these things will age.

I'm reminded of the time I was able to see some of Grandma Moses's original artwork when it was on exhibit in Washington, D.C. She had decided to embellish her snow scenes with salt to make them sparkle. Except over the years all the added "snow" turned black.

Don't hesitate to experiment with all the latest quilt-making aids. But when it comes to your heirloom-worthy quilt, ask yourself, "What did Great-Grandma do? How do her quilts look 100 years later?"

Barb Gorges



Put a Gorges Quilt Care Label on all of the quilts you make!

www.GorgesQuiltLabels.com

Visit to order labels and read quilt care tips.

Barb Gorges, proprietor
3417 Yucca Road, Cheyenne, WY 82001
bgorges4@msn.com, 307-634-0463

QUILT ADVENTURE TOUR

April 19-27, 2015

Sheridan, Wyoming to Paducah, Kentucky
AQS QUILT SHOW



An Experience of a Lifetime!

Come join fellow quilters and friends on this special Quilt Adventure Tour starting in Sheridan, WY to Paducah, KY and back. Additional pickup points along I-90 will be determined depending on the number of travelers from various locations. Stop at Quilt Shops in several states, learn from educational sessions, attend the Quilt Show Preview night and spend three days at the Quilt Show.

TOUR INCLUDES

Transportation, Admission to Preview Night, Three-Day Quilt Show Pass, Eight Nights Lodging and Nineteen Meals, Professional Tour Director, **Marilyn Hovland**, Quilt Group Leader, **Jennifer Golden** and Driver.



Jennifer Golden—Quilt Group Leader

Send Check or Money Order payable to The Golden Needle, c/o Jennifer Golden, 6 Rocky Lane, Sheridan, WY 82801

For more information contact Jennifer at jengolden411@gmail.com or call 307 672-8326 or 303 525-2904



COST PER PERSON

Double \$1,925.00 per person

Single: \$2,835.00 per person

DEPOSIT: \$250.00 is required at time of reservation. The balance is to be paid in full before or no later than January 1, 2015.

CANCELLATION POLICY

Cancellation requests must be directed in writing to the Golden Needle. *Refunds will be granted as follows:* Total payment, except \$50 per person will be refunded if request is received before December 30, 2014; 75% will be refunded if request is received after December 30, 2014; 50% will be refunded after March 31, 2015 but before April 12, 2015. There will be NO refunds for written cancellation requests received seven days or less prior to departure.

In the event that South Dakota Traveling Studies must cancel the tour, all payments will be refunded within ten business days.



Complete Brochure and Registration Application

Available at www.wsqg.org/events.htm

WYOMING FIBER TRAILS

Wyoming Fiber Trails is pulling threads together to unite fiber artists and producers throughout the State and beyond. This year's theme is recycling and repurposing.

Ellen Sue Blakey wrote a wonderful article for us describing the project. This article can be accessed at www.wsqg.org/WFT.pdf

WFT is currently working on a major project with the Wyoming Territorial Prison State Historical Site in Laramie. Read about the first WyoFiberLive festival and wool show September 18-20, 2015 in Laramie.

Their website www.wyomingfibertrails.org is a wealth of information and provides networking for fiber artists and events in Wyoming. The artisan database is constantly growing and is a valuable resource.

Get involved. To contact Wyoming Fiber Trails email info@wyomingfibertrails.org or call (307) 250-4305.



2015 Opportunity Quilt Display Schedule



ASIAN HARMONY

October 20-November 30, 2014

Common Threads, Evanston, WY

December 1-31, 2014

Willow Ridge Crafts, Rocks Springs, WY

March 2-29, 2015

Johnson County Library Quilt Show, Buffalo, WY

Contact "Quilt Mom" Jeanne Allen by phone at (307) 362-8733 or by email Jeanalen52@q.com if you are interested in scheduling the quilt for display at events or business.

Regional Directors

**Central - Deb Zelenak**

Winter arrived today in Lander, cold and snow. With the temperature forecast to be in the single digits it's definitely time to snuggle in a warm quilt.

I just returned from the Quick Quilt Retreat in Cody where I got brave enough to quilt something for the first time with my machine and now I'm taking the "Fractured Flowers" class at the Owl Creek Quilt Retreat in Shoshoni, my first quilt with appliqué. Having someone to teach you or having other quilters around to ask questions is so helpful. Being a newbie quilter I have lots to learn, maybe someday I'll be able to answer someone's quilting questions. Until then I'll share the news from around the central region.

The **Popo Agie Quilter's** Quilt Show held September 26 and 27 at the Lander Senior Center was a huge success. Top honors went to: 1st place Small Quilt - Char Behnert, "Asian Spiral Runner" (Strata & 9° ruler); 1st place Medium Quilt - Chris Jeffres, "The Very Hungry Caterpillar" (Original design, machine & paper piecing, machine quilted by Floye Weekly); and Kathy Gandy, "Hunter's Star" (Hand pieced and quilted). Lots of talent was showcased, unfortunately there isn't room to post pictures of all the beautiful quilts.



The **Stitches N Time Quilt Guild** met at the Douglas Baptist Church the first Saturday in November for quilting and crafting. Sonia demonstrated two quick Christmas projects and the gals worked up the one that was a project from **You Tube** called "Fabric Christmas Ornaments." Everyone used beautiful Christmas fabric and decorated it with a button. Stitches N Time Quilt Guild meets once a month on the first Saturday from 9:00 a.m. to Noon. There are new projects demonstrated monthly. Those attending can work on unfinished quilt projects (UFO's), work on other craft projects, and share projects completed. All levels are invited and this is free to the public. So come join us and bring a friend to enjoy re-

freshments and sew with fun people. Meeting Location: 135 Pearson Drive (across from the new school). Contact Persons: Sonia Cottrell (cottrell@netcommander.com) (359-0356) Projects Coordinator/Member - WSQG and Cindy Grohs (crgrohs@gmail.com) (352-9506) Organizing Coordinator.

The **Wyoming Star Quilt Guild** is busy getting ready for their Wild West Winter Carnival Quilt Fest. Located at the Fremont Center - Fairgrounds in Riverton, Saturday February 7th 12:00 - 7:00 p.m. and February 8th 11:00 a.m. - 3:00 p.m. There will be vendors, demonstrations, a silent auction, and of course lots of quilts on display. Be sure to come and enter the drawing for the free quilt made by the guild. In addition to the quilt for their quilt fest the guild is making a quilt and other quilted items for the "Snowman Stampede" themed Wild West Winter Carnival silent auction.

Twelve hearty souls from Dubois, eight from Lander, and two from Casper traveled to Cody for the Quick Quilt Retreat, October 22nd - 26th. Pictured below are Kelly Shipley, Mo Young, Susan Martynuska, Denise Foss, Sonia Reed, Floye Weekly, Joan Peters, April Pendelton, Kay Pendelton, Deb Zelenak, Candy Good, Pat Corkill, Leigh Tackey, Eileen Grove, Connie Mock, Sandy Hahn, Kathy Barr, Judy Johnson, Sharon Lupella, Marianne Robinson, Sharon Johns and Lorri Bailey.



Lots of fun was had by all, many projects started and many completed. Thanks to Michelle and the Northwest Region for hosting this event.

I hope everyone has a blessed holiday season and that amongst all the holiday prepping you find time to quilt. Below are a couple of links for some easy quilted Christmas ornaments if you need a quick project or something to add to the top of a present instead of a bow.

...Central continued on page 6

Regional Directors

...Central continued from page 5

Scrappy Christmas Trees:

<http://debzpicaday.blogspot.com/2011/12/day-279-of-365.html>

Country Stars:

<http://baju-baju-marysiowe.blogspot.com/2009/12/country-starsrustykalne-gwiazdki.html>

No Sew Star:

<http://blog.betzwhite.com/2011/12/fabric-star-ornament-tutorial.html#.VGGMXlaHuXF>

Folded Fabric Ornament:

<http://katrinastutorials.blogspot.com/2009/09/fabric-ornament-number-one.html?m=1>

Deb Zelenak



Southeast - Susan Hoover

It is still fall, but winter has arrived in the southeast region of Wyoming. As I write my article it is 7 degrees, sunny and windy. It is not going to get much better as the week goes on so I will be finishing up some quilt projects I started a year ago. I am sure most of us are trying to finish quilts for Christmas gifts. I have noticed several southeast region quilt shops are offering open sew days. I encourage using those times for finishing up those quilts and visiting with other quilters. Hot chocolate, friends and quilting, what more could we ask for?

In September we held our SE Region Fall UFO Retreat at Laramie County Community College. I want to thank Melissa Gallant and LCCC for their continued generosity in allowing us to have the space to hold our gatherings. I also want to thank Rose Slatten, Frances Tormey and Peg Edwards for organizing and hosting our retreat as I was not able to devote too much time due to personal reasons. They did an amazing job. I am so grateful for you women!

I have set a date for our 2015 WSQG SE Region Spring Retreat to be held at LCCC. The date is April 24, 25 and 26. Tracy Wilson will be teaching us a folded flower wall hanging. More information will be released in January/February. I am looking forward to taking a class from Tracy again.

The Goshen County Quilters are planning their annual Christmas party to be held on Saturday, December 13th.

They also have set some exciting classes for spring. They are always one busy group of quilters. Tracy Wilson tells me they have formed some special interest groups outside of their regular meeting times. Some of those groups are for those who want to learn or brush up on appliqué, crazy quilting, etc. Through the Eastern Wyoming College Outreach Program, Tracy Wilson taught some easy but beautiful table runners. They are finishing up these table runners as I write this article. The Goshen County Quilters meet every second Saturday of the month. For more information on the Goshen County Quilters, contact Tracy Wilson at (307) 630-6823.

There are two mystery quilt classes happening in Southeast Wyoming. The first is through Cheyenne Heritage Quilters led by Wendy Ray. It is a "Holiday Mystery Quilt" using three color choices. Wendy is finishing up the mystery by having a setting party at the Laramie County Library on Monday, December 8 at 6:00 p.m. The second mystery quilt will be led by Alice Kay Arnett at Quilt Essentials in Laramie, Wyoming. This class is set for Saturday, November 29th and Saturday, December 6th. Once the mystery quilt is finished, you should have the clues to solve the mystery.

Wendy Ray is also planning a round robin through the Cheyenne Heritage Quilters to begin in January ending in May. If you have never been part of a round robin, this is a great way to learn new techniques and to challenge yourself to do out-of-the box piecing. Cheyenne Heritage Quilters meet on the first and third Mondays of the month at 7:00 p.m. at the First United Methodist Church located at 108 E. 18th Street.

Remember to shop at your local quilt shops, enquire what year-end-sales they may have after Christmas. Join their clubs and take a new class. Schedules for the 2015 should be coming out before the end of this year. I am excited to see what is being offered.

I hope everyone had a blessed Thanksgiving with lots of family surrounding you. Have a warm and family-filled Merry Christmas and a wonderful New Year. Happy Quilting!

Susan Hoover

Regional Directors

**Southwest - Debbie Wolfe**

Have you purchased a jelly roll lately? Oh, not the calorie loaded pastry kind, but rather a colorful fabric jelly roll of 2-1/2-inch strips ready to sew into a quilt.

Jelly rolls can be transformed quickly into a quilt just in time for Christmas. Get together with some friends and have a "jelly roll" race. That is just what the Sweetwater Piecemakers did in September. Take a look at their beautiful quilts below. Missouri Star Quilt Company has several free tutorials if you are up to the challenge. Here is the link to the third tutorial: <http://land.missouriquiltco.com/jelly-roll-race-3/> or www.missouriquiltco.com. Click on tutorials.



And for another challenge, have you seen the flyers about a "new kind of shop hop"; no passports and no fees? The **Row by Row Experience** began in 2011 in New York and has spread across the country and Canada. Over 1250 quilt shops are participating, including **Heritage Quilts in Pinedale** starting in July 2015. For more information, check out the web-site:

www.rowbyrowexperience.com

Sweetwater Piecemakers kicked off their 2015 Quiltspirations Challenge, with the reveal planned for April 2015. Another donation was made to the women's prison in Lusk. Pillowcases made by members will be donated to DFS (Department of Family Services) in November.

The annual Hunter's Widow Retreat in Rock Springs had another full house in October. Josephine Keasler taught her version of Convergence. Thanks again to WSQG for the funding.

Frontier Piecemakers Quilt Guild, sponsored by the Frontier Arts Council, is making quilts for the Make a Child Smile project. Quilts will be given to the Primary Children's Hospital in Salt Lake City next year. December 5th and 6th the guild will have a mini quilt show at the Patchwork Christmas event held at the Fossil County Museum in Kemmerer, starting at 9:00 a.m. Friday. For

more information, contact Rosa Salzman at (307) 723-7864. A mini class on Adding Art to Your Quilt will be taught by Ginny Hartman on January 13th, 7:00 p.m. after the regular guild meeting.

Pinedale has a new quilt guild! **Crazy Ladies Quilt Guild** started up in October and will have evening meetings the 3rd Tuesday and 3rd Saturday of each month at Heritage Quilts & Fabric Shoppe. For more information, contact either Heather (307) 537-3300 or Renee (307) 276-4380.

Jackson Hole Stitchin Time held their last quilt festival early October. The teachers were great, and the trunk show even greater! Kim Kerr is closing her shop late November as she will be relocating to Denver. Her enthusiasm, quilt shop, and festival will be missed. Best wishes to you Kim!

Plans for Quilt Wyoming 2015 in Rock Springs continue. If you are interested in volunteering, please send me an e-mail dcwolfeqlts@yahoo.com or call (307) 389-9267. The Opportunity Quilt, Asian Harmony, is on the move. To display it in your area and sell tickets, give Quilt Mom, Jeanne Allen, a call at (307) 362-8733 or send her an e-mail jeanal52@g.com to make arrangements.

Inspirational quote from Inspired Creativity Cards:
 "Dance around your studio to music you love and sing along at the top of your lungs (*if no one else is home*)."
 – Peggy Barkle

May you all have a Happy Thanksgiving, a Merry Christmas, and a Happy New Year.

Keep Stitchin, **Debbie Wolfe**

**Northwest - Marylou Doyle**

It finally snowed so I think that means the Winter quilting season has officially started! I go to Billings three days a week to take care of our first great grandchild. I thought I would get lots of sewing done, but it is not happening. He seems to take lots of my attention, or is it that I give him more than he needs? What a blessing it is to be able to spend time with him while giving his mother peace of mind.

...Northwest continued on page 8

Regional Directors

...Northwest continued from page 7

The Textile Artist of the Greater Yellowstone (TAGY) are busy as usual. Right now they are busy making cookies and decorations for the Old Trail Town Annual Christmas open house on the Friday and Saturday after Thanksgiving. TAGY members are among the featured exhibitors for this event. In March they will be at the Big Sky Retreat in Billings, MT. where they will be hanging their art quilts on the stage of the Shriner Auditorium for this event. There is a huge quilt show on the floor of that room as well as vendors and classes taught by National and local teachers. This may be the year I need to go. If anyone is interested in showing TAGY's art quilts at your local event, contact by email: jeannek55@gmail.com. They love to show off their stuff. They are wonderful to look at.

The Quick Quilt Retreat at the Holiday Inn in Cody was a terrific gathering with 65 quilters. Many projects were started and a few were completed among lots of laughter and eating. The next retreat will be April 8-12, 2015. For more information, contact Michelle at quicksfamily@gmail.com. The Thermopolis group recently attended a Quilts of Valor presentation where a quilt made by one of their own was presented. They continue to work on their alphabet quilt to be hung on a bare wall in the local library. Funny how quilters can't stand to see an empty wall!!! I hear in the wind that the Lovell Pin Droppers is starting up again, after a little hiatus. Hopefully we will be hearing from them soon.

Marylou Doyle



Northeast

Diana Wilsey-Geer Vikki Chenette

The Quilt Wyoming 2017 Steering Committee Meeting scheduled for November 15th in Buffalo was canceled due to the weather. The next meeting will be in Gillette in the Spring. Contact Co-chairs Vikki Chenette or Maggie Cosner with suggestions, or if you would like to receive future meeting notices.

From Mitzi Pettit, Gillette:

Prairie Points: The September retreat was wonderful. Ranch A is so pretty that time of year. We played a game with five-inch squares; we must make something for next year's retreat, or you pay a \$5 fine. A winner will be selected from those projects and given a small prize.

Our September meeting included a fun Lunch Exchange. We did a very cute quilting motif Embroidery project, choosing our own colors. At our December meeting a drawing will be held and one of us will be the lucky winner to put them all together.

Our program for November is "Foldy Stuff" a Donna Postem pattern. Norma Apple's challenge either Reflections or Delectable Mountains will be used. They will be due at our Christmas lunch in December.

In November we will have our Thanksgiving feast provided by all of us. December will be our Christmas get together; we will bring nonperishable food items for the food bank..

Material Girls: We have been working on personal care bags for GARF (Gillette Abuse Refuge Foundation) with emergency care items. Several bags were completed.

We have been having some of our meetings at Primrose (assisted living center). It is such a nice place to meet and sew, and the staff are very nice and friendly.

We are scheduling the retreat dates for Ranch A April 30 and May 1-2-3.

From Vikki and Di, Buffalo:

Quilting Arts Magazine will publish two pieces entered in their "Favorite Things" Challenge by **Carol Kolf**.

Two of **Buffy Shatek's** quilts were juried into the recent Wisconsin Quilt Expo, and she was featured in the Sheridan Press's recent *Fiber Arts* show at the Fulmer Library. Buffy will be leading *Creative Fiber Guild's* annual Mystery Quilt gathering on January 10th.

Julie Way from *Quilter's Fix* was the September Guest Teacher for Buffalo Quilting Gals. In October member **Mary Leitchman** shared a table runner pattern.

...Northeast continued on page 9

Regional Directors

...Northeast continued from page 8

BQG's (Buffalo Quilting Gals) *Pink Ribbon Quilts* collection were displayed in local businesses, Buffalo Chamber of Commerce, and Sheridan College in Johnson County.

Quilts of Valor were presented to veterans of WWII, Viet Nam era, and the Gulf War on Veterans Day. Members have concentrated this fall on making QOV for local women who have served our country.

All Aboard! Jennifer Golden has a few seats left for her inaugural Paducah Bus Tour. Shop Hop your way across I-90! Contact her via email: jengolden411@gmail.com or by phone: (307)672-8326 or 525-2904.



Donna Bennett was the lucky winner of the "Fan Fare" Raffle Quilt at the 2014 N.E.W. Quilt Show.

Check out the N.E.W. Show Facebook page for quilt show photos, show winners and news about next year's show, to be held October 3rd and 4th.

<https://www.facebook.com/newquiltshow>



These are just some of the quilts that were on display at the October **Fiber Arts 17** show, Fulmer County Library, Sheridan. Congratulations to member Janet Hoxie and her show committee for another wonderful show of needlework of all kinds again this year.

Di Wilsey-Geer & Vikki Chenette

Rocky Mountain Quilt Museum www.rmqm.org

November 1, 2014—February 23, 2015

Motion from Contemporary Quilt Art Association.

Rocky Mountain Quilt Museum

1213 Washington Avenue, Golden, CO.

RETIREMENT SALE

Wyoming Sewing Center Owner is RETIRING!

Ron Brooks is retiring from the sewing machine business!

Full factory warranty on all machines sold!
Everything goes! Fixtures for sale!
Prices so low we can't even publish them!

Famous Brands!

baby lock

JANOME

Husqvarna

VIKING



We have machines at every price range!
Save Hundreds! Thousands!

Selected models up to 50% off!

Hilltop Shopping Center ~ Casper, Wyoming
1-800-273-9739 or 307-234-4581

Wyoming Sewing Center

www.wyosew.com

Flexible financing available
O.A.C.

Simpsons

PRINTING

The **POWER** of Print

(307) 686-1661

1001 S. Douglas, Hwy., Ste. 250 • Gillette, WY 82716

NUTS & BOLTS FABRIC

We're *NUTS* about our *BOLTS*

Fabric, Books, Notions, Patterns, & Classes.
Specializing in Blenders, Florals & Western
Prints. Patchabilities patterns & kits. Watkins &
Gift items. We offer vintage sewing machines &
repair. Long arm Quilting & Quilt Repairs.

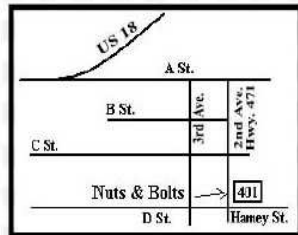
Small town charm & service.
Greatest prices in the Black Hills.

401 2nd Ave., P.O. Box 5 57735
(605) 662-5758

After Hrs # (605) 890-2300

Owners: Jerry & Earleene Kellogg
Est: 2005 2000 sq. ft. 2000+ bolts
www.nutsandboltsfabric.com


Winter
Tues - Fri 10 - 5
Sat 9 - 12
Summer
Mon - Fri 10 - 5
Sat 9 - 12



Edgemont, SD

Present your **2014** Membership Card to Receive a 10% Discount
on **regular-priced** fabrics, books, patterns and notions at Nuts
and Bolts Fabric. *May not be combined with other special of-*

Just what IS it about Clearmont?



3500 Bolts of Fabric
On-line ordering!
Newsletter
Fab Shop Hop store
Fabrics and Kits
Patterns
Notions
Wool,
Mags and Books
And more!

The secret is **OUT!**

Find out for yourself!

The Best Kept Secret
1617 New York Ave
Clearmont, WY 82835

1-307-758-4456

1-877-758-4456 (toll free)

Open Tues-Sat 9-5

www.thebestkeptsecret.com

Julie@thebestkeptsecret.com



Prism Quilt & Sew

114 E. 2nd St.

Casper, WY 82601

307-234-4841

Friendly, knowledgeable service.

- Specializing in the highest quality quilting
cottons
- Books, patterns
- Wools and primitives
- Classes

Authorized Dealer



Brother sewing machines and
accessories

Making fabric fun since 1987

<http://www.PrismQuilts.com>


FabricFun@PrismQuilts.com

Present your **2014** Membership Card to Receive a 10% Discount on **regular-priced** fabrics, books, patterns and
notions at Prism Quilt and Sew Co., Casper, WY. *May not be combined with other special offers.*

Togwotee Mountain Lodge

Wyoming

Build Friendships, Preserve Memories



Your Next Retreat in Inspiring Beauty

For your next quilting getaway, take your group into the breathtaking scenery and serene surroundings of Togwotee Mountain Lodge. Group lodging, meal packages and affordable event space simplify trip planning and allow you to concentrate on your creative project at hand. Our proximity to the attractions of Jackson Hole, Grand Teton and Yellowstone National Parks paints the perfect backdrop to inspire your creativity.

Whether you choose to stay in our western-style lodge or in our cozy cabins, you'll experience warm hospitality, delicious meals and endless creative inspiration at Togwotee Mountain Lodge. ...that's "Toe-guh-dee" Mountain Lodge!

Call to plan your next creative group getaway!

PROPERTY OVERVIEW

Lodging

28 Main Lodge Rooms (sleep 4)

6 Main Lodge Suites (sleep 6)

54 Cabins, ADA & pet friendly units available (sleep 6)

Dining

Group Catering available

Self-Cook Prepared Meal Menu

The Grizzly Grill: Casual Western Dining (seasonal)

Red Fox Saloon: A Taste of the Old West (seasonal)

Amenities

Bridger Pavilion Event/Meeting Space (with full kitchen)

Guest Laundry Facilities

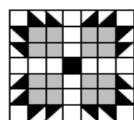
Bridger Pavilion Hot Tubs



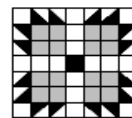
info@togwoteelodge.com • togwoteelodge.com • facebook.com/togwotee • (307) 543-2847



Northeastern Wyoming's One Stop Quilt Shop!



Quilt Nook, Inc.



**211 West 2nd Street
Gillette, WY 82716
(307)682-9196 (888)268-3381**

Over 6000 square feet of Quilter's Heaven!

Celebrating over 15 yrs of Business!

*To find out what's new at the Quilt Nook, Inc.
LIKE US on Facebook or send us your E-Mail
address to receive updates on what's happening!*

JANOME

Authorized Dealer, Sales and Service

Check us out on [www.facebook.com / QuiltNook](http://www.facebook.com/QuiltNook)

SHOP HOURS:

Tuesday - 9:00am to 7:00pm
Wednesday - Friday 9:00am to 5:00pm
Saturday - 9:00am to 3:00pm
Sunday - 12:00pm to 4:00pm

CLOSED - Monday

(when traveling please call for shop hours)

Ross

4-J Rd.

Burma

HWY 14/16 E.

I-90

**EXIT
124**

Present your **2014** Membership Card to Receive a 10% Discount on **regular-priced** fabrics, books, patterns and notions at the Quilt Nook. *May not be combined with other special offers.*

**PINEWOOD
COTTAGE**

Quilt and Gift Shop

36 No. Piney Rd; PO Box 250, Story, Wyoming 82842
307 683-2902 (studio) or 307 683-2900 (store)

Fabric, Books,
Patterns, Notions
Gifts &
Collectibles

Open
M-W-F
1-5pm
Saturday
10-4pm

Home of Chickadee Charms
Quilt Pattern Company



Welcome! Please Come In.



MeadowLyon

**New: Santa Around
The World Books**
Continuous-line Blocks



meadowlyon.com

Wyoming Quilt Events

Submit your events to
wsqg@hotmail.com

February 7-8, 2015
Wyoming Star Quilt Guild's
"Wild West Winter Carnival Quilt Fest"
Sat. February 7th 12 noon - 7 p.m.
Sun. February 8th 11 a.m. - 3 p.m.
Contact Deb Zelanak (307) 438-1609
email: dzducks@wyoming.com
Fremont Center Fairgrounds
1010 Fairground Road
Riverton, WY

March 2-29, 2015
Annual Johnson County Library
Quilt Show
171 N. Adams Avenue
Buffalo, WY

April 8-12, 2015
Quick Quilters' Retreat
Contact Michelle Quick
quicksfamily@gmail.com
Holiday Inn
Cody, WY

April 19-27, 2015
Quilt Adventure Tour
Contact Jennifer Golden at
jengolden411@gmail.com
Phone: (307) 672-8326 or
(303) 525-2904
Brochure <http://wsqg.org/paducah.pdf>
Wyoming to Paducah, KY

May 7-9, 2015
Home Machine Quilting Show
South Towne Expo Center
Salt Lake City, UT

June 25-28, 2015
Quilt Wyoming
East Meets West
Information
<http://wsqg.org/QW15.htm>
Rock Springs, WY

September 18-20, 2015
WyoFiberLive Festival
Contact info@wyomingfibertrails.org
or call (307) 250-4305
www.wyomingfibertrails.org
Wyoming Territorial Prison State
Historic Park, Laramie, WY

**Important
The
Deadline
for articles
for the
February-
March
edition of
Patch-
words is
January 10,
2015**

Quilt it Here
DIY Longarm Quilting
Machine Embroidery

332 East F Street
Casper, WY 82601

Pam Burrous
307-267-6613

May 7, 8 & 9, 2015

You're invited to be enchanted!
Over 700 Spellbinding Quilts on Display

HMQS
HOME MACHINE QUILTING SHOW

South Towne Expo Center
9575 S. State Street
Salt Lake City, Utah

- ✱ 130 Classes for all Skill Levels
- ✱ Hundreds of Quilts on Display
- ✱ Quilt & Garment Challenges
- ✱ On-going Make & Take Projects
- ✱ Free Stage Venues & Trunk Shows
- ✱ Quilt Auction for Charity Sat. 12:30 pm
- ✱ 200 Booths to See, Compare and...Shopping
- ✱ Judged Quilt Competition with nearly \$28,000 in Awards
- ✱ Temple Square Bus Tour / Hear the Famous Tabernacle Choir Thursday May 7th



*Online quilt entry opens Nov 15th.
Online class registration opens Jan. 10th.*

Vendor Mall Hours:

Thursday & Friday 10 am - 5 pm / Saturday 10 am - 4 pm
Pre-show Classes begin: May 6th, 8 am

www.hmqs.org

775.971.9266 ✱ contacthmqs@hmqs.org

BLAKEMAN

vacuum & sewing

3521 East Lincoln Way
Cheyenne, WY 82001
307.632.2334
Monday - Friday 9am - 6pm
Saturdays 10am - 4pm

Calendar can be viewed on our website at

www.blakemansewvac.com/

Click on Sewing Classes



Handi Quilter

Designed by a Quilter, for Quilters.

HANDI QUILTER

Longarm Fusion 24 or Sweet 16 Sit down quilting machine.

Come get certified! Whether you are considering purchasing a new long arm system, want to rent ours, for a \$50.00 certification fee you will be able to get certified and quilt your first quilt for **FREE**.



made to create **BERNINA**

*We are a full sales and service
BERNINA location center..*

*We have all your sewing notions so come check us out.
Check out our classes on line. If you need supply list or
Just more information give us a call at 307-632-2334.*

We offer classes and clubs in these 5 categories with Heirloom Classes, monthly Applique and Machine Embroidery Classes, Doll class, Penny Olive Free motion Quilting a four day series on Saturdays, and Wendy Ray's foundation series afternoon and evenings on Thursdays.


We sell new and used sewing, embroidery machines and quilting machines. Come in and sit down and get a hands on demonstration of our sewing machines.

REPAIR & SERVICE
We repair **ALL BRANDS**
and models! Any vacuum
and sewing machine.
*If your brand is not listed
we can and will still repair
or service it!*

**ESTIMATES ARE
FREE!!**

We service and repair
**Bernina, Viking, PFAFF,
Babylock, Singer,
Brother, Necchi, and
Elna sewing machines.**

Estimates are free!
**We are located in the Cheyenne
Plaza near Sportsman's
Warehouse and Hobby Lobby.**



Wyoming State Quilt Guild 2015 Membership Application

Membership is valid from January 1, 2015 – December 31, 2015

Name: _____

Mailing Address: _____ City: _____

State: _____ Zip Code: _____ E-mail Address: _____

Area code and Telephone No.: (_____) _____

Please place a check in the spaces below that apply:

☐ Renewing Member ☐ New Member

☐ I will access the WSQG *Patchwords* Newsletter on the WSQG web site

☐ I want a copy of the WSQG *Patchwords* Newsletter mailed to the address listed above

Please note: Non-Profit Bulk Mail cannot be forwarded. Contact Barbara Davis allenraydavis@q.com

☐ I am a quilt-related instructor. Please list me as an Instructor in the WSQG Membership Directory.

☐ I do not want to be listed in the WSQG Membership Directory on the WSQG web site

Membership is open to all who love the quilter's art without regard for race, nationality, gender, age or religion.
A WSQG member is one whose current dues are paid.

Make \$20.00 Check Payable to WSQG and Mail to:

Janice Benson, WSQG Treasurer
4215 Navajo
Laramie, WY 82072

**Wyoming *Patchwords* is the official publication of the
Wyoming State Quilt Guild.**

Patchwords is a bi-monthly publication, February, April, June, August, October and December.

The deadline for ads and information to be published is the
10th of the month preceding publication.

Please contact the Editor about advertising:

New Rates effective February-March 2014 Issue

Business Card-Size (2"x3.5") \$7.00 (\$35/yr)

1/4 Page (3-1/2"x5") \$12.50 (\$62.50/yr)

1/4 Page (2-1/4"x7.5") \$12.50 (\$62.50/yr)

1/2 Page (5"x7-1/2") \$25.00 (\$125/yr)

Full Page (7-1/2"x10") \$50.00 (\$250/yr)

Exact size may vary slightly.

Web Site: www.wsqg.org

Requests for permission to reprint articles or information in
Wyoming Patchwords should be directed to the Editor.

Contact Virginia Ohr at wsqg@hotmail.com

to submit items for *Patchwords* and the Wyoming State Quilt Guild web site.

WSQG and the Editor for *Patchwords* reserve the right to select
the articles and advertising that reflect the purpose of the guild.



The purpose of the Wyoming State Quilt Guild is to unite those who love the
quilter's art, to preserve the heritage of quilts and to be a source of education.

WYOMING PATCHWORDS

WYOMING STATE QUILT GUILD NEWSLETTER

Virginia Ohr, Editor & Web Mistress

193 Kumor Road

Buffalo, WY 82834

WWW.WSQG.ORG

**Nonprofit Org.
U.S. Postage
Paid
Buffalo, WY
Permit No. 06**

RETURN SERVICE REQUESTED

**This is your Official Reminder to
Renew your Membership for 2015**

The WSQG Membership Form
can be found on Page 15 and on the website